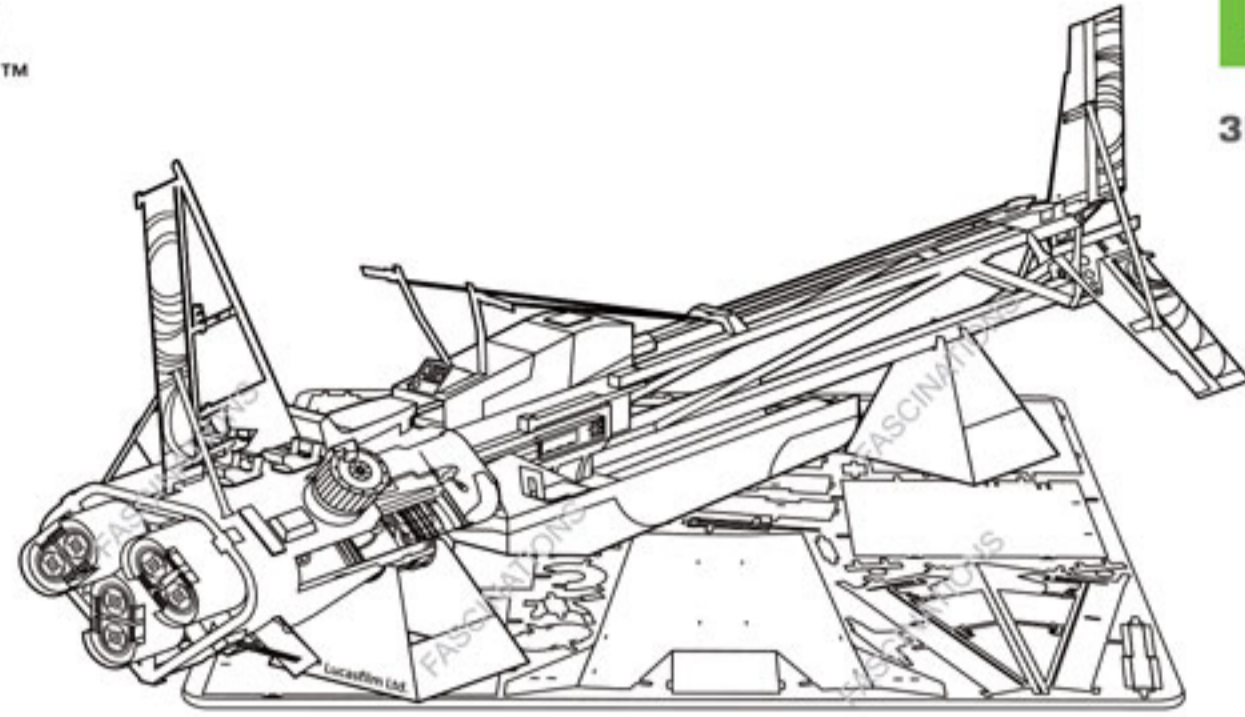


# STAR WARS™

www.starwars.com  
© &™ Lucasfilm Ltd.

## Metal Earth®

3D METAL MODEL KITS



ENFYS NEST'S SWOOP BIKE™

Item No. MMS411

360°  
view



It is highly recommended that you visit  
[www.metal-earth.com/360/mms411](http://www.metal-earth.com/360/mms411)  
to see the completed model before assembling your own

### Legends:

- E** Engraved side
- NE** Non-engraved side
- Attention point
- Insert tab and bend 90 degrees
- Insert tab and twist 90 degrees

### Assembly tip:

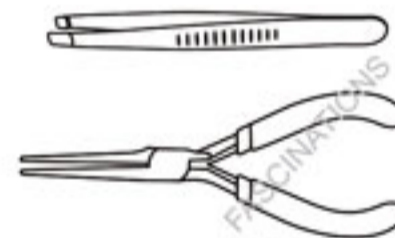
If needed, slightly twist tabs to hold parts together then untwist and bend them down for a nice finish

### Recommended tools:

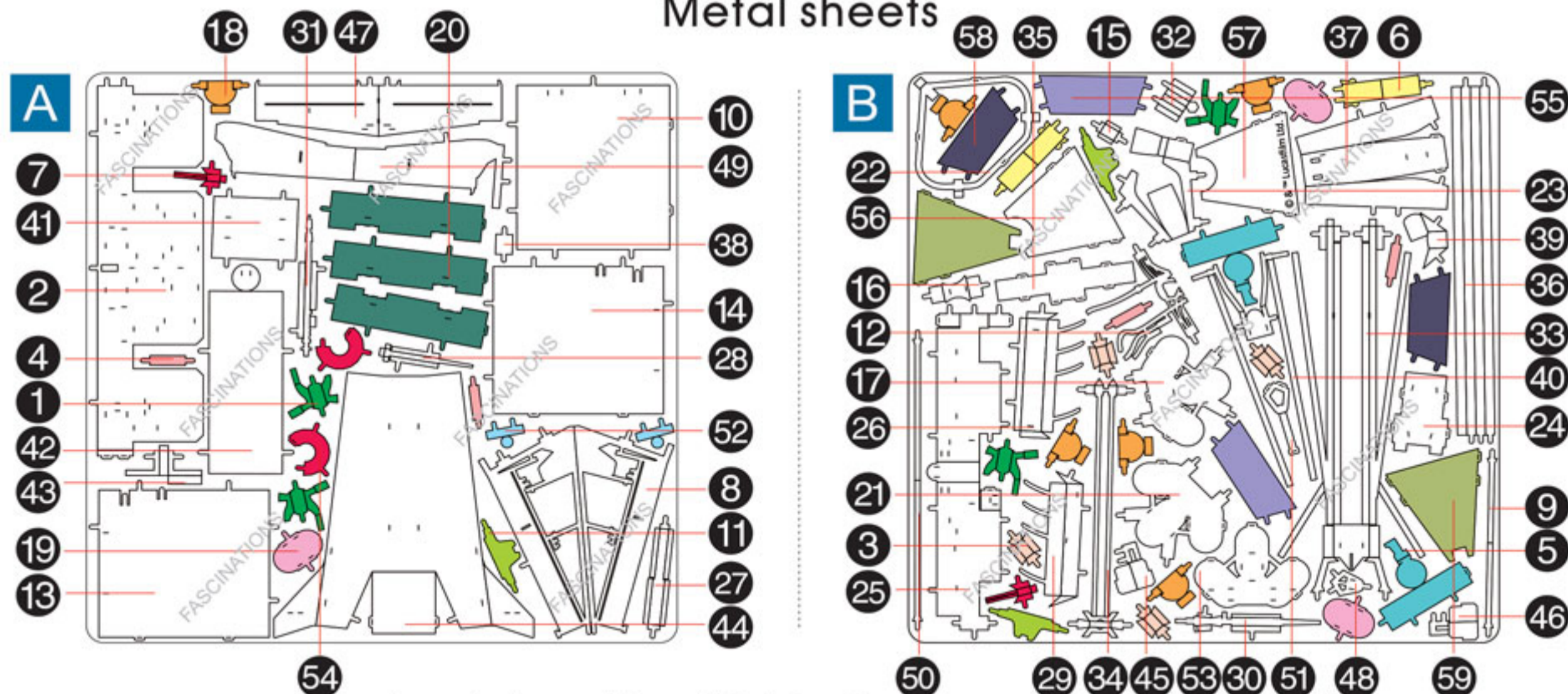
-Wire cutters: helpful for taking parts from the metal sheets.



-Tweezers or needle nose pliers: helpful for folding parts, bending and twisting tabs.



### Metal sheets



In order to avoid possible injury from sharp edges, please carefully discard the metal sheets after parts have been removed

### Assembly Flow Chart

